

OREGON FUTBOL ACADEMY



COACHES' HANDBOOK

SPRING 2024

OFA MISSION STATEMENT AND PHILOSOPHY

Soccer is a game for the kids. Therefore, OFA expects the highest character from all players, parents, spectators, coaches, referees, volunteers, and administrators. It is the goal of OFA to inspire all youth to practice the ideals of sportsmanship and fair play.

MISSION STATEMENT

The mission of OFA is to provide a fun, all-inclusive soccer experience that develops players and coaches to their full potential.

PLAYER DEVELOPMENT PHILOSOPHY

Children learn and develop to their full potential through game-like experiences in an enjoyable environment that supports individual growth. This is modeled in the Play-Practice-Play practice plans from US Soccer.

COACHING PHILOSOPHY

Coaches provide a player-centered environment through reality-based, experiential, and holistic learning. It is very important for our coaches to focus on the development of the player and the team with an emphasis on our core values, which are:

- **G**rowth
- **R**espect
- **E**ffort
- **A**ccountability
- **T**eamwork

COACHING RESOURCES & DEVELOPMENT

Practice plans with explanations and videos for each activity will be provided for each developmental division through the Mojo app. These plans were created to help standardize the soccer experience for players in the program and ensure that each player is progressing in age-appropriate skill development. While these plans should serve as a guideline for your practice sessions, know that you have the option to make modifications for your team as needed.

The directors of coaching are a valuable resource as they are able to provide explanations of practice plans, frequent check-ins, and support at practices and games. Please reach out to them with any questions or concerns.

In order to provide the best player experience, coaches are highly encouraged to take at least one of the US Soccer Grassroots courses which are available online. In addition, OFA will provide opportunities each year for in-person courses.

COACH RESPONSIBILITIES

Coaches play an incredibly important role in a player's sports experience. A coach must promote good sportsmanship, safety, work ethic, teamwork, and discipline. Coaches must set a positive example for their players at all times.

COACH REQUIREMENTS

- All adults working with players at any time must have completed **Background check**, **SafeSport** annual online training, and **Heads Up** online concussion training. ONLY rostered coaches may be on the team sideline during practices and games. Send certificates to OFA registrar.
registrar@oregonfutbolacademy.com

- Coach behavior should follow the policies outlined in this handbook. Represent yourself, your team, and your club in a manner consistent with good sportsmanship.
- DO NOT leave practice or the game field until **ALL players have been picked up**. Plan to arrive early to practice whenever possible in order to be present as players arrive.
- When your practice or game is complete, please clear the field of all debris **and return training equipment to storage and goals to game-ready placement**.

COACH CONDUCT

- Coaches shall not make any derogatory remarks or gestures to referees, linesmen, players, opposing coaches, or spectators. Coaches shall not use profanity with players, coaches, referees, linesmen, or spectators. Coaches shall not incite disruptive behavior of any kind. Coaches shall not harangue or attempt to distract players, referees, or linesmen. Teams will thank the ref after the game.
- Coaches shall be fully responsible for their own conduct as well as their players and assistant coaches.
- Coaches shall not consume alcoholic beverages, smoke, or be under the influence of any drugs or alcohol during games, practices, or OFA sponsored events, including but not limited to out of town travel for games and/or tournaments, team dinners, and hotel stays.
- Coaches shall be responsible at the conclusion of all games and practices for assuring that all litter generated by their team is picked up and thrown away as well as congratulating the opposing team.
- Coaches will be responsible for ensuring all players have completed a warm up before games and practices.

LOPSIDED GAMES & SPORTSMANSHIP

The emphasis in youth sports, driven by parents and coaches, is often on winning. However it is more important to teach players the soccer and life skills that will help them practice good sportsmanship.

Lopsided games in youth sports are inevitable, and care must be taken not to demoralize the weaker opponent. It can be a challenge to coaches of both teams to make uneven games a worthwhile soccer experience for everyone involved. If handled properly by coaches, there can be dignity and room to learn in defeat and respect and restraint in victory.

If your team is winning easily, see it as an opportunity for your players to develop skills other than shooting. When your team is dominating, try to change things up early in the game so that players will continue to be challenged and the win isn't too easy.

The following are possible actions that can be taken to further challenge and develop player skills of the stronger team in a lopsided game.

- Put players out of their preferred position. All players should have opportunities to play offense and defense. Shift your lineup.
- Restrict scoring from close range. Only shoot from outside the penalty area.
- Only score from crosses, headers, or volleys. No breakaway goals.
- Practice passing and shooting with the weaker, non-dominant foot.
- Keep possession for long periods and only shoot when they have made a set number of passes.
- Use different lineups that emphasize defensive focus and less on going forward.
- Increase playing time for lesser skilled players.
- Limit the number of touches on the ball or two-touch or three-touch before passing or shooting.
- Remove one of your players or discretely ask the other coach to put in an extra player. Be sure to make this change during a dead ball substitution with the permission of the referee.

In order to emphasize sportsmanship, make sure that your instructions to your team are not given in an overt way that will demoralize your opponent. Instruct your team to continue to respect the other team by not overtly celebrating when they score. As a coach, it is your duty to model respect for your opponent to your players. In the end, sportsmanship and fair play are more important than a blowout victory.

As a coach, if your team has just been on the receiving end of a heavy defeat, use the experience to teach your players. Start out with the positive and point out what your team did well in the game. Question your

players about what they noticed about the winning team. For example, did they see their off-ball movement that created space to receive a pass, or did they hear how well the other team communicated?

SIDELINE COACHING

- Coaching will take place within the coaches' box, which is ten yards from the half-way line and one yard from the touch line.
- Language and attitude will be consistent with good sportsmanship. Misconduct of any kind, including incitement and/or encouragement of violence, shall not be tolerated under any circumstances and is subject to disciplinary action.
- A coach may not enter the field of play except on the referee's signal.
- No mechanical, electrical, or other devices shall be used to amplify the voice.
- Be sure to allow players time to make decisions and apply what they have learned in practice. It is often more effective to talk with players while on the bench than yelling at them while on the field.
- Please do not use your phone to call or text during games.

RISK MANAGEMENT

- Never leave a player alone at a field after practice or game.
- Do not give a player a ride home without others present in the car.
- All coaches and volunteers are mandatory reporters for child abuse and must complete SafeSport training. If there is an issue or incident that needs reporting, notify OFA immediately. Staff will then fill out the appropriate documentation at safesport.org.

COACHING GEAR AND EQUIPMENT

All coaches will receive an OFA shirt each season. Please wear OFA apparel to all games.

All practice equipment is located at DBSC in the storage buildings. Available items include cones, poles, speed/agility ladders, practice balls, and game balls. Practice balls are provided for training and should not be removed from DBSC.

Large goals should only be moved by coaches. Please use the wheels—do not drag goals as this will cause damage to the turf. **All goals and benches must be returned to the proper placement at the end of practice.**

WHAT COACHES SHOULD HAVE AT ALL GAMES AND PRACTICES

- OFA coach's shirt
- Official team roster (and laminated player cards on a ring for SOCL and OYSA League teams)
- Emergency contact information
- Concussion documentation form

COMMUNICATION

PARENT COMMUNICATION

Communication is key. It is best to contact each parent/guardian at the beginning of the season with a phone call as soon as you get your roster. You can follow up with a group email containing the same information in writing. Present all information to your team as early and as often as possible. Parent communication needs to be a priority. Respond to questions and/or direct them to OFA as needed in a timely manner. Please utilize the Game Changer app. It is synced to OFA's database and scheduling software.

Below is a sample call/email for your first contact with parents.

My name is _____ and I will be (player name)'s soccer coach this season. I am looking forward to having your family on the team!

We will be practicing on [day(s) of the week] at [time] at [field location] beginning on [date of first practice]. We will have a short parent & player meeting at the beginning of our first practice.

All players (excluding Kinder) will need to order a uniform if they did not purchase one in the Fall of 2021 (current uniform was changed Fall 2021 and will be good until Spring 2024). If you have any questions regarding your uniform, please contact the OFA office. Players must have a home and away uniform consisting of shorts, jersey, and socks. Your player must also have proper footwear and shin guards.

Please have your player bring a water bottle to every practice and game with his or her name on it. All other equipment will be provided. Please leave personal soccer balls at home.

Thank you! (Include your name and phone number)

REFEREE COMMUNICATION

Please keep all communication with referees positive and supportive. All challenges or disputes must go through OFA. Do not challenge the referee in person.

OFA COMMUNICATION

If your team will not be using your scheduled practice time outdoors or indoors, please notify OFA staff as soon as possible.

OFA teams are expected to honor their scheduled games. OFA incurs fees for any games that are rescheduled, canceled, or forfeited in the SOCL or SODL. These fees are avoidable if changes are requested well in advance. Please communicate with your team that once the schedules are posted, players are expected to be at their scheduled home and away matches.

PARENT AND PLAYER MEETING

All coaches are asked to hold a parent & player meeting at their first practice. Please review the player and parent expectations, snacks, smoke protocol, and concussion procedure.

PLAYER EXPECTATIONS

- 1) Work hard at practice and in games. We are developing as players and as a team.
- 2) Demonstrate good sportsmanship in practices and games, including attitude and language. This includes showing grace in winning and losing.
- 3) Show respect to coaches, fellow teammates, opposing players, referees, and spectators.
- 4) Communicate with your teammates and your coaches. Soccer is not a silent sport.
- 5) Support your team and be positive toward your teammates.
- 6) Come prepared to practice with a water bottle, shin guards, and proper footwear.
- 7) Pick up after yourself at practice and at games.

PARENT EXPECTATIONS

- 1) Please call or text if your child can't make it to a practice or game. It is important for planning that the coach knows who will be there.
- 2) Thank you for supporting the team by being positive from the sidelines. Please do not coach from the sidelines during practice or games. It is confusing to the players.
- 3) Set an example for your child with respect for opposing players, parents, and referees. Do not approach referees after the game.
- 4) Play-Practice-Play is a model that OFA coaches use at practice. Players will be practicing and learning in game-like situations.

- 5) Please understand that the goal of developmental soccer is to foster a love of the game in all players and to teach them skills and strategies for each position. As such, coaches will do the best they can to make sure all players will play at least 50% of the game and will rotate players through the different positions. This does not always mean equal playing time, but balance is a goal. (Note: playing time on U13/14/15 premier teams is earned and not guaranteed.)
- 6) Encourage your child to work on skills and conditioning at home.
- 7) If you have concerns or suggestions, please contact the coach via email, phone, or text. Please do not interrupt practices or games.
- 8) Please park behind the grandstands, if available. Use the parking at the fairgrounds as overflow.
- 9) Spectators must remain on the side of the field opposite to the player bench.
- 10) **NO PETS OR ANIMALS ALLOWED AT DBSC.**

CODE OF CONDUCT

- 1) OFA players/spectators will not use alcohol or illicit substances at any time.
- 2) OFA players will not use profanity at any time, especially at practices, games, or while in uniform.
- 3) OFA players will accept responsibility for all fouls and not talk back to the referee. This applies to referee warnings, regardless of whether a card is issued.
- 4) OFA players will not retaliate against any foul.
- 5) OFA players will acknowledge the referees' efforts at the end of each game by thanking them, regardless of the game's result.
- 6) OFA players congratulate their opponents after each game.
- 7) OFA players will notify their coaches before their scheduled practice session or game if they are not able to attend.
- 8) Spectators will refrain from talking to or yelling at the referees, other teams' players or spectators.
- 9) Spectators will refrain from coaching any player from the sidelines. Cheering and encouragement are welcome at all times.
- 10) OFA players/spectators will not bring any weapons to any OFA facilities.

SNACKS

Although not required, players enjoy having snacks at the end of the game, especially at the younger ages. Often young players are more interested in receiving their snack than they are in the outcome of the game. It is not your responsibility as a coach to provide these refreshments. However, it is helpful if you make a schedule and assign families to bring a small snack and drink, have them sign up on a schedule, or assign a team parent to coordinate the snack schedule.

ENVIRONMENTAL CONDITIONS

For the health and safety of our players and coaches, OFA staff reserve the right to cancel training sessions and/or games due to weather conditions including extreme heat, lightning, or storms. If temperatures exceed 100 degrees training session will be canceled. Anything below is up to the coach's discretion.

If the AQI is greater than 150 for outdoor practices and 125 for games, play will be canceled. Please monitor the AQI levels using the District 7 Air Quality Dashboard and be sure to communicate any cancelations with your team. The link below can also be found by going to the D7 website and navigating to Departments/Safety. Look for the Air Quality Index in the Quick Links on the right side of the page. It is also posted on OFA's website in the team tab.

<https://charts.apis-aq.com/grantsschoolsdistrict/d/pH7MFidMk/district-7?orgId=1>

CONCUSSION FACTS

Oregon law requires coaches to report all head injuries and remove players from play following the injury.

Coaches are now required to document and report to the OFA office incidents of head injury. The refs keep a record and report to the office also. The player cannot return to play without a signature of a medical professional. Please see the attached REQUIRED form for reporting a head injury as well as one to give the parent/guardian for the physician.

The following information has been provided by Providence Sports Care Center:

A concussion is a brain injury. Concussions are caused by a bump or blow to the head and can be serious. Even what seems to be a mild hit can be serious. You can't see a concussion. Signs and symptoms can appear immediately after the injury or sometimes not until days or weeks later. If your child reports any symptoms of concussion, or if you notice the symptoms yourself, it's important to seek medical attention immediately.

Information on concussion protocol is in your coaches' packet. Please keep it with you at all time.

UNIFORMS

- Each player must wear OFA-approved uniform in order to participate in a game. **Each parent/guardian is responsible for ordering an OFA uniform for his/her player.** Check in with your team/players regarding uniforms and notify OFA of any issues as soon as possible.
- It is mandatory that all players also wear their own footwear and shin guards in order to participate in a game. Acceptable footwear shall include sneakers or soccer cleats. Football or baseball cleats are not permitted.
- Players must also wear shorts and socks that cover their shin guards. When weather conditions dictate, players may wear warm-ups or other clothing under their uniforms, if allowed by the referee.
- No jewelry may be worn on the field of play, either for a game or a practice. Such jewelry shall include, but not be limited to, watches, earrings, necklaces, bracelets, or piercings. Medical bracelets are allowed, but they must be taped down to the body. Piercings that cannot be removed are allowed to be taped for Junior Development.
- No equipment, outerwear, apparel, or medical device (including casts) shall be worn if it is considered harmful or dangerous to the player wearing it or to another player. Casts may be permitted if they are safely covered by closed cell foam padding. Coaches shall make this determination for practices. Referees shall make this determination for games.
- Goalkeepers must wear a jersey or pinnie of a different color than the team. This will be provided by OFA.
- Numbers are required on jerseys for SOCL/OYSA League teams.

PLAYER ELIGIBILITY

Registration, payment, and player documents (birth certificates and photos for SOCL and OYSA League teams only) must be complete in order for a player to participate in games. OFA will contact player families and ask for your support in making sure that all players have completed the necessary requirements. OFA will communicate player eligibility to coaches one week prior to the first game.

All play up requests must follow the steps outline on our website under the players tab.

PLAY UP REQUESTS

Requests will only be considered when written in from the players coach. Please visit the OFA website for full details and instructions. <https://www.oregonfutbolacademy.com/play-up-requests>

FIELD USE RULES

- 1) No one will be allowed to use the fields unless they are on the schedule. Teams need to leave on time and not stay longer than scheduled. Field closures will be respected.
- 2) No children should be left unattended at any time.
- 3) Fields need to be picked up after use and trash put in the trash cans.
- 4) Please return all equipment to storage building or other designated location. Do not leave balls, cones, mini-goals, etc. on the field at the end of practice.
- 5) **NO PETS OR ANIMALS ALLOWED AT DBSC.**

GAME GUIDELINES

Division	Players per side	Ball size	Practice length	Practices per week	Game length per half	Re-throws allowed	Offside calls & Goalies	Slide tackling	Head the soccer ball
U5/U6 (Kinder)	4	3	30 min	1	15 min	Yes	No	No	No
U7/U8	4	3	60 min	1 or 2	20 min	Yes	No	No	No
U9/U10	7	4	60 min	2	25 min	No	Yes	No	No
U11/U12	9	4	90 min	2 or 3	30 min	No	Yes	Allowed	No
U13/14/15	9 or 11	5	90 min	2 or 3	35 min (30-SODL)	No	Yes	Allowed	Allowed

- The home team is listed first on the schedule.
- A team's bench area shall consist of that area at least one yard away from the touch line and extending twenty yards from the halfway line. The home team has the first choice as to where it wishes to locate its bench area. Coaches and players are required to remain within their bench area during the game. Parents and other spectators shall occupy the opposite side of the field of their respective teams.
- Only registered coaches who have completed all required documentation, training, and background checks can be on the sideline with the players. This will be strictly enforced. Please ask parents and unauthorized helpers to sit on the parent side.
- All non-active players and spectators are to stay back a minimum of 3 feet from the sidelines.
- The ball may go forward or backward at kickoff.
- The halftime break is five minutes.
- Referees are present to ensure safety, help players learn the rules of the game, and facilitate an opportunity for players to have fun playing soccer.
- On a direct kick you can score by kicking the ball directly into the goal. On an indirect kick you cannot score. An indirect kick must be touched by another player before it can go into the goal – that is the kicker and a second person.
- The offside rule mandates that during a move, an attacking player, when in the opposition half (U11+) or past the opposition build out line (U9/10), must have at least two opposition players, including the goalkeeper, between them and the opposition goal when a pass is being played to them.

RULES BY DIVISION

U5/U6 (KINDER)

- First 30 minutes will include a practice training session consisting of a warm up and two to three activities.
- The last 30 minutes will include a 4v4 game against an opposing team.
- Divide your team into two groups of 6. Talk with the other head coach to decide if you want to divide the teams evenly or into younger and older players. One group of 6 will stay on the practice field and the other group will go with your assistant coach to the adjacent field.
- 4 players from your team will be on the field at a time.
- Remind your players that there are no goalkeepers in kinder soccer. You can have a player stay in a defender position on your half of the field but remind the kids not to stand blocking the goal.
- If the ball goes out of bounds, encourage the players to practice throw ins.
- If both coaches agree, put all players in for the last few minutes of the game.
- If the game is very lopsided, consider playing an additional player on the weaker team, or making sure that a strong player is rotated off the field during substitutions.
- At the end of the game, have the kids cheer for the opposing team and give high fives. Make a tunnel on one field for both teams to run through, then hand out snacks.
- At the end of each game please return all 12 balls in the bag and if you are on field 3 or 4, return the small blue goals back up against the fence.

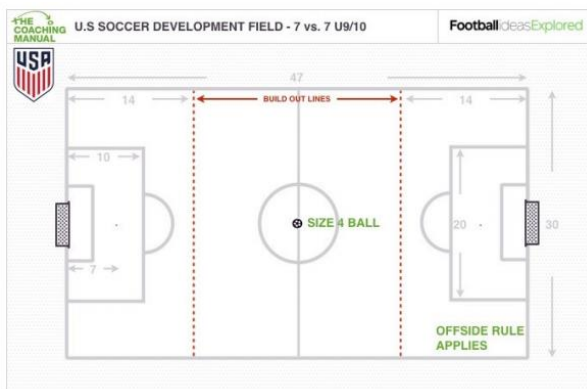
U7/U8 4V4

- Each half will consist of four 4-minute quarters with a 1-minute water break in between each quarter (19 minutes total per half, which includes 16 minutes of playing time). This is to allow for substitutions and/or water breaks. After starting the clock, the referee will blow the whistle to stop play at 4 minutes, 9 minutes, 14 minutes, and 19 minutes. Restarts will be when both teams are ready to play.
- There is NO GOALIE in this division. The areas in front of the goals are not to be occupied by a defender unless it is to go after a ball. The defender will be responsible for goal kicks, but there will be no throws from the goal area or drop kicks.
- No attacking player is allowed inside the build-out area on goal kicks until the ball is kicked. This is to aid the defending team in working the ball up field to restart the game. The build-out area is the area between the goal line and the build-out line across the field.
- Free kicks will be assessed as a result of an infraction. All kicks resulting from a foul are considered indirect kicks and may not be kicked directly into the goal prior to touching another player.
- Substitutions will only be made during the 1-minute water breaks.
- A player who does a throw-in incorrectly will be instructed and allowed to re-throw the ball.
- There will be no off-side calls.
- Heading the ball is NOT allowed. The penalty for heading the ball is an indirect kick at the spot of the infraction.
- Slide tackling is NOT allowed.
- Begin teaching players the basic positions of defender, midfielders, and forward.



U9/U10 7V7

- Each half is 25 minutes. The halftime break is 5 minutes.
- There IS a goalie in this division (the goalie position is included in the 7 players). Goalies may use their hands to pick up the ball anywhere in the box. **There are no drop kicks.** Balls that are picked up in the box will be thrown by the goalie.
- If a player passes the ball to the goalie on his/her team, the goalie may NOT use his/her hands to pick up the ball. This will be called a handball, and the other team will get the ball at the place where the penalty occurred. A player MAY pass the ball to the goalie, but the goalie is only allowed to kick the ball in that situation.
- No attacking player is allowed inside the build-out area on goal kicks until the ball is kicked. In addition, anytime the goalkeeper has the ball, the opposition must retreat behind the build out line. This is to aid the defending team on working the ball up field to restart the game. The build-out area is the area between the goal line and the build-out line.
- Substitutions will be made at the halfway line when the ball is out of play and permission has been granted by the referee.
- Possession is lost when a player does a throw-in incorrectly. There are no warnings; the ball is given to the other team.
- Slide tackling is NOT allowed.
- Heading the ball is NOT allowed. The penalty for heading the ball is an indirect kick at the spot of the infraction.
- Offside rule only applies in the area past the build-out line. A player is called offside if he/she is nearer to the opponent's goal than both the ball and the last opponent (not including the goalkeeper) when his teammate plays the ball to him/her.



U11/U12 9V9

- Each half is 30 minutes. The halftime break is 5 minutes.
- In this division, the goalie may drop kick the ball, and there is no build-out line.
- If a player passes the ball to the goalie on his/her team, the goalie may NOT use his/her hands to pick up the ball. This will be called a handball, and the other team will gain possession of the ball at the place where the penalty occurred. A player MAY pass the ball to the goalie, but the goalie is only allowed to kick the ball in that situation.
- Substitutions will be made at the halfway line when the ball is out of play and permission has been granted by the referee.
- The offside rule applies anywhere on the opponent's half of the field.
- Possession is lost when a player does a throw-in incorrectly. There are no warnings; the ball is given to the other team.
- Heading the ball is NOT allowed. The penalty for heading the ball is an indirect kick at the spot of the infraction.
- Slide tackling is allowed.

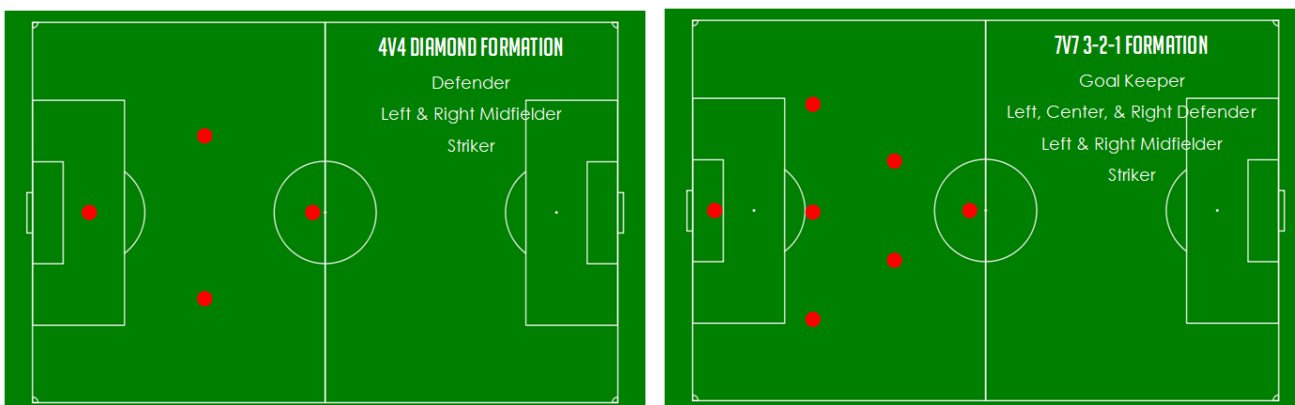
U13/U14/U15 9V9 OR 11V11

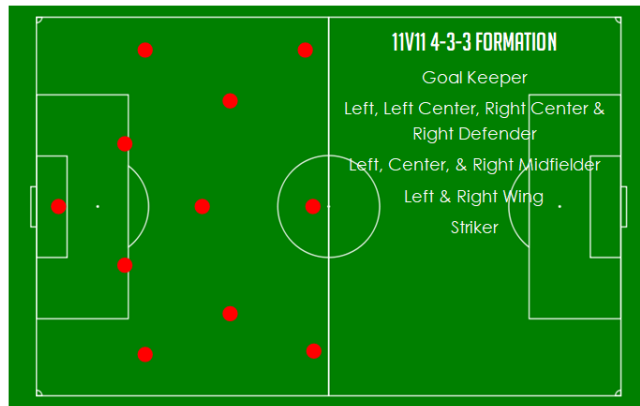
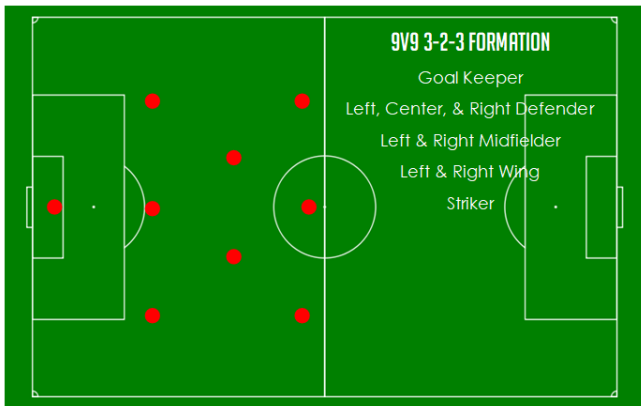
- Each half is 30/35 minutes. The halftime break is 5 minutes.
- In this division, the goalie may drop kick the ball, and there is no build-out line.
- If a player passes the ball to the goalie on his/her team, the goalie may NOT use his/her hands to pick up the ball. This will be called a handball, and the other team will gain possession of the ball at the place where the penalty occurred. A player MAY pass the ball to the goalie, but the goalie is only allowed to kick the ball in that situation.
- Substitutions will be made at the halfway line when the ball is out of play and permission has been granted by the referee.
- The offside rule applies anywhere on the opponent's half of the field.
- Possession is lost when a player does a throw-in incorrectly. There are no warnings; the ball is given to the other team.
- Heading the ball is allowed.
- Slide tackling is allowed.

PLAYING TIME

- All developmental players shall play at least 50% of each game.
- A coach may be permitted to not play a player 50% of a game due to disciplinary reasons for that player. This decision must be made after consulting first with that player's parent/guardian and OFA Staff.
- Please try to keep playing time on junior development teams as balanced as possible. The focus at this age group is on player development, and valuable game minutes are important to this process. This also includes giving players experience in different positions.
- For senior development teams, please make sure every player is on the field at least 50% of the game. This does not mean that every player plays the exact same number of minutes. For instance, starters may play more minutes in an effort to give your team the best chance to be competitive.
- Playing time on premier/tournament teams is up to the discretion of the coach and will be earned, not guaranteed.
- Unlimited substitutions may be allowed with the consent of the referee on any dead ball. Substitutions must be made from the centerline.
- No player will be allowed to play if he/she is bleeding. The player may not return to the game until the bleeding has stopped and the wound is appropriately covered with the necessary bandages.

SAMPLE POSITIONS AND FORMATIONS





TOURNAMENTS

Teams are encouraged to participate in tournaments throughout the year. Please contact the OFA office for more information, help registering, or additional support. Rogue Memorial Challenge in Medford is a local tournament that OFA recommends. All teams should register for tournaments through the OFA office and will need the approval of the directors of coaching.

Parent, Player, and Coach Codes of Conduct apply at tournaments before, during, and after games when members are representing Oregon Futbol Academy. Please practice kindness and respect when traveling and staying as a guest in other communities.

Registration for tournaments will be facilitated by the OFA office. Individuals and businesses may make a tax-deductible charitable donation to help offset costs but will not receive any advertising benefits since Dutch Bros is OFA's only official sponsor.

INCIDENT REPORTS

If a coach or referee finds that there is a violation of these codes, they will notify the OFA office as soon as possible. The Disciplinary Committee will review and take action in a timely manner. Parents, players, and coaches will be required to meet with the Disciplinary Committee at the OFA office. Until this meeting occurs, the offending party will be prohibited from participating in any OFA sponsored events. Players, parents, and coaches will receive a warning or suspension at the discretion of the Disciplinary Committee. The team head coach and assistant coach(es) must attend all disciplinary meetings in which his/her player and player's actions are being reviewed. If a head coach or assistant coach does not appear with his/her player, then that player will remain suspended until such appearance before the Disciplinary Committee occurs.

DISCIPLINARY ACTION

The OFA staff shall review allegations of misconduct by any person coming under the jurisdiction of OFA. The Disciplinary Committee shall impose appropriate sanctions in those cases where the committee determines that misconduct has been proven. This includes any of the following:

- Any player who receives a red card during a match shall be suspended from participating in the next match in which the player would otherwise be eligible to play.
- Enforcing the parent, player, and coaches' codes of conduct.
- Any parent volunteer or employee who behaves in a way that is contrary to the OFA philosophy.

THANK YOU FOR COACHING!